



National Marine Manufacturers Association

nmma.org

ECONOMIC SIGNIFICANCE OF RECREATIONAL BOATING IN FLORIDA

CONGRESSIONAL DISTRICT 11

Number of Recreational Boats*	42,853
Recreational Boating Industry Businesses	97
Total Jobs	3,107
Annual Recreational Boating-Related Spending	\$168.4 MILLION



TOTAL ANNUAL ECONOMIC IMPACT OF RECREATIONAL BOATING:

\$395.6 MILLION

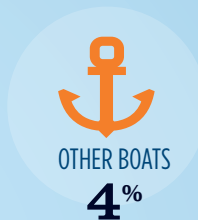

RECREATIONAL BOATS IN FL-11

TOTAL BOATS* **42,853**

REGISTERED BOATS **42,853**

Power boats	37,482
PWCs	3,252
Sailboats	527
Other Boats	1,592

HOUSEHOLDS PER BOAT **7.0**

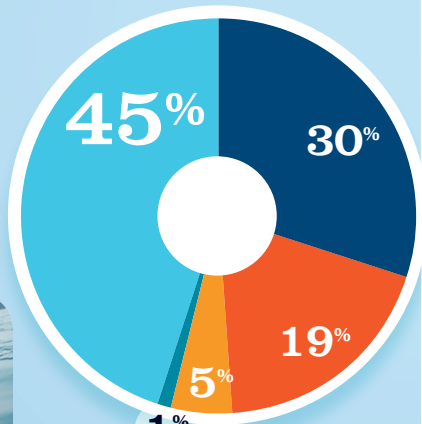


* Total boats are registered boats as reported by states to the USCG.

RECREATIONAL BOATING CREATES JOBS IN FL-11

TOTAL BOATING JOBS **674**

Boat Building	300
Motor / Engine Mfg.	7
Accessory / Supplies Mfg.	36
Dealers / Wholesalers	129
Boat Services	202



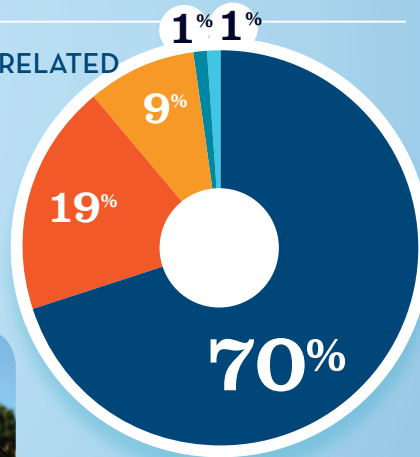
● BOAT BUILDING
● MOTOR/ENG. MFG.
● ACC./SUPPLIES MFG.
● DLRS/WHOLESALERS
● BOAT SERVICES



RECREATIONAL BOATING-RELATED BUSINESSES IN FL-11

TOTAL BUSINESSES **97**

Boat Building	1
Motor / Engine Mfg.	1
Accessory / Supplies Mfg.	9
Dealers / Wholesalers	18
Boat Services	68



● BOAT BUILDING
● MOTOR/ENG. MFG.
● ACC./SUPPLIES MFG.
● DLRS/WHOLESALERS
● BOAT SERVICES

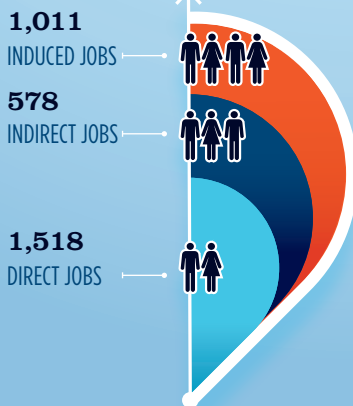


ESTIMATED JOBS IMPACT OF RECREATIONAL BOATING-RELATED SPENDING IN FL-11

EST. TOTAL JOBS **3,107**

EST. TOTAL LABOR INCOME **\$128.6** MILLIONS

Est. Direct Income	\$51.9
Est. Indirect Income	\$32.4
Est. Induced Income	\$44.3



RECREATIONAL BOATING INDUSTRY SALES IN FL-11

Boat Building	\$0.0	\$0.0 MILLION
Motor / Engine Mfg.	\$4.1	\$4.1 MILLION
Accessory / Supplies Mfg.	\$8.5	\$8.5 MILLION
TOTAL MFG. SALES	\$12.6	
Dealers / Wholesalers	\$61.0	\$61.0 MILLION
Boat Services	\$51.5	\$51.5 MILLION
TOTAL RETAIL & SERVICES SALES	\$112.5	

● BOAT BUILDING
● MOTOR/ENG. MFG.
● ACC./SUPPLIES MFG.
● DLRS/WHOLESALERS
● BOAT SERVICES

Source: NMMMA's Center of Knowledge; Recreational Marine Research Center at Michigan State University